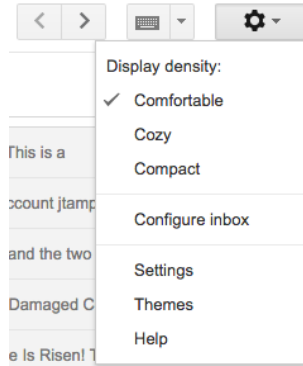
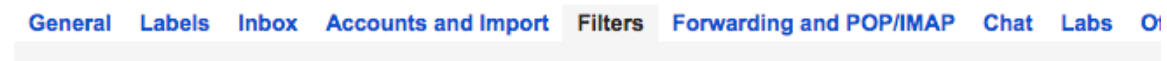


Gmail instructions to prevent incoming mckinneyisd.net email from being marked as spam

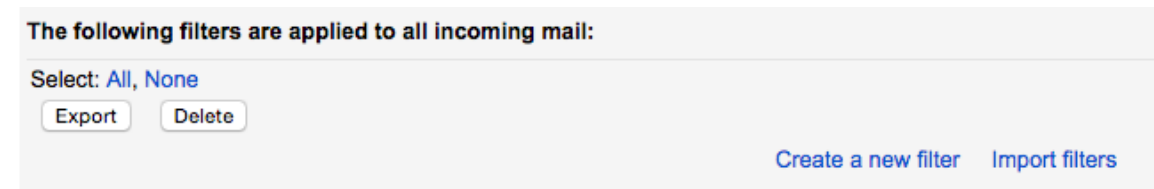
Step1: Login to your Gmail account and navigate to Settings. (You can click the gear icon on right top corner).



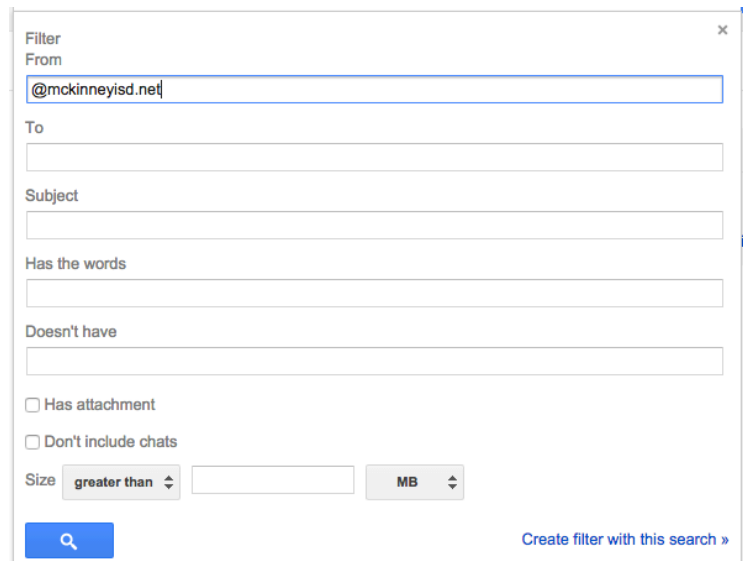
Step2: Now click on the “Filters” menu.



Click on “Create a new filter”.



Step3: Enter @mckinneyisd.net in the From field and click on “Create filter with this search”.



Step 4: Check box next to “Never send it to Spam” and then click on Create Filter.

from: (@mckinneyisd.net)

[« back to search options](#) ×

When a message arrives that matches this search:

- Skip the Inbox (Archive it)
- Mark as read
- Star it
- Apply the label: Choose label... ▾
- Forward it [add forwarding address](#)
- Delete it
- Never send it to Spam
- Always mark it as important
- Never mark it as important
- Categorize as: Choose category... ▾

[Create filter](#)

Also apply filter to **34** matching conversations.

[Learn more](#)

Note: filter will not be applied to old conversations in Spam or Trash
